



Transition to Reception

The Avenue Primary School

Meet the team



Miss Hewitt



Miss Walker



Miss Robinson



Mrs Law



Mr Wharrier

Other Staff



Mr Hunter
Head of School



Mrs Johnson
Deputy Head Teacher



Miss Bytheway
Pastoral Lead



Mrs Owens
SENDco

Daily Timetable



| | |
|---------------|----------------------------------|
| 9:10 - 9:30 | Phonics |
| 9:30 - 10:15 | Area Time |
| 10:15- 10:30 | Literacy |
| 10:30 - 10:45 | Playtime |
| 10:45- 11:00 | Maths |
| 11:00-11:30 | Area time Singing/ wash hands |
| 11:40-12:30 | Lunch |
| 12:30- 12:45 | Dough Disco and Handwriting |
| 12:45 - 13:00 | Afternoon focus/ Literacy |
| 13:00 – 1:50 | Area time |
| 1:50- 2:10 | Snack and story time |
| 2:10- 2:40 | Area time |
| 2:40- 3:05 | Story time and end of the day |

Drop off and pick up



A member of the Reception team will be stood on the doors on a morning to welcome your child into school.

Drop off is 8:40
Pick up is 3:15

The Reception Team will all be around on the first morning to wave you into school.



Miss Walker's children will come through this door.



Miss Hewitt's children will come through this door.



Our Curriculum

7 Areas of Learning

7 Areas of Learning



Communication and Language

- Listening, Attention and Understanding
- Speaking



7 Areas of Learning



Personal, Social and Emotional Development

- Self Regulation
- Managing Self
- Building Relationships



7 Areas of Learning



Physical Development

- Gross Motor Skills
- Fine Motor Skills



7 Areas of Learning



Literacy

- Comprehension
- Word Reading
- Writing





7 Areas of Learning



Mathematics

- Numbers
- Numerical Patterns



7 Areas of Learning



Understanding the World


- Past and Present
- People, Culture and Communities
- The Natural World



7 Areas of Learning

Expressive Arts and Design

- Creating with Materials
- Being Imaginative and Expressive



Characteristics of Learning



Playing and Exploring

- Finding out and exploring
- Playing with what they know
- Being willing to have a go

Active Learning

- Being involved and concentrating
- Keeping on trying
- Enjoying achieving what they set out to do

Creating and Thinking Critically

- Having their own ideas
- Making Links
- Choosing ways to do things

Alongside our Reception Curriculum we will also focus on the Characteristics of learning.

We will look at these to help gain understanding of how your child learns and develops.

The Characteristics of learning allow us to reflect and think about how learning is taking place.

Our Curriculum



Throughout the year we will follow many different themes of learning. These will be reflected within the learning and activities of the classroom. We will keep you updated regularly on dojo with what we have been learning.

Our first theme is 'People Who Help Us'.

Baseline Assessments



https://assets.publishing.service.gov.uk/government/uploads/system/uploads/attachment_data/file/1074327/2022_Information_for_parents_reception_baseline_assessment.pdf



Your child will be participating in the reception baseline assessment (RBA) within the first 6 weeks of starting reception. The purpose of the assessment is to provide the starting point for a new measure that will help parents understand how well schools support their pupils to progress between reception and year 6.

Stay and Play



Once a term we will invite you into the classroom for 'Stay and Play'. This will be an opportunity to look at your child's work and spend time completing activities in the classroom together.

Dates to be confirmed.

Outdoor Learning



Forest School





Home Reading



From the first week of September your child will bring home books with sentences in for you to read to your child for the first couple of weeks.

Then they will bring home a book without any words in, for your child to discuss what is happening on each page.


Then they will move onto our reading scheme with words which match the phonetic sounds which they are learning.

Home Reading



Your child will get a reading book to bring home with a reading log. This book will support your child's learning in Phonics. The reading book and reading log need to be brought into school every day for reading in the classroom.

Books will be changed on a Monday and a Thursday.

| Date | Book and page number | Comments |
|-------|--------------------------------|---|
| 22.05 | The Smartest Giant in Town | Read the list of items the giant bought and the letter at the end of the story. Well done Will! |
| 23.5 | Looking after Gran. to pg 9 | Well done Will. Your fluency and understanding is really coming along! Miss Finnan. |
| 23.05 | Looking after Gran | pg 9 to end Great reading Will! You even remembered the tricky word 'thought' by the end of the story. |
| 24.05 | Seasick |  Great fluency tonight Will! |
| 25.05 | Looking after Gran | Well done Will! |

| Tricky words, or words to practise | | |
|------------------------------------|--|--|
| | | |
| | | |
| | | |

| New sounds I have spotted (e.g. night rain) | | |
|---|--|--|
| | | |
| | | |



ClassDojo

A fantastic way for us to communicate with you about your child's learning.

We will update you on 'new' learning, send you photos and celebrate your child's achievements.

We also send reminders e.g. school trip on Tuesday.

Make sure you sign the Dojo permission form and return to the office.

Dojo



School Rewards



Dojo point system – The children receive dojo points throughout the week for good work, good behaviour, manners etc. You will be able to see on the dojo app when your child receives a dojo point and what it was for. All of the children's names go into a pot at the end of the week and one name is picked. The lucky child selects a prize! The more dojos you get, the more times your name will go into the pot.

Celebration Assemblies – Celebration assemblies will happen every week. We will celebrate the children's individual achievements and class achievements.

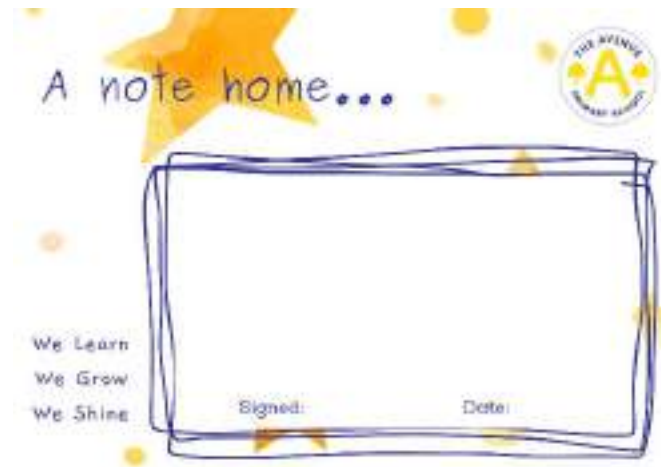


Behaviour



Staff can send home 'notes home' daily. These are to celebrate things your child may do each day.

We also have 'postcards home' these are to celebrate when children have been showing the schools 'SHINE' values.



- SHOW RESPECT
- HONESTY
- INDEPENDENCE
- NEVER GIVE UP
- EXCELLENCE



School Values



SHOW RESPECT

HONESTY

INDEPENDENCE

NEVER GIVE UP

EXCELLENCE



How can I prepare my child for Reception?



Develop independence by:

Encouraging your child to get dressed and undressed. Although we now come into school wearing PE kits on PE days it is always helpful if your child can still take off/ put on their own jumper/ cardigan. We also have lots of opportunities for dressing up in the areas.

When you buy your child's new **winter coat** give them some time to practise **taking it on and off and practise fastening it up.**

The children have snack daily at playtime (apples, pears, carrots, satsumas, bananas) If your child doesn't eat fruit think about encouraging this over the summer as they will get peckish throughout the morning!

Practise using a knife, fork and spoon in preparation for lunch in the dining hall every day.

You could also help your child practice to **write their name.** This is something we will continue to work on in Reception but it is always helpful if they can attempt to write their name on pieces of work etc

Uniform



- The school uniform policy states that children should wear; blue sweatshirts /cardigans; white polo shirts; black/grey trousers/skirts/dresses; plain socks/tights –black, grey, blue or white (no over the knee socks) black shoes.
- Blue and white check dresses can be worn during the summer.
- **Please label all items of clothing and shoes.**
- Reception do require a **P.E. kit**; blue/black shorts, pale blue polo shirt and suitable shoes. The children will come to school in their PE kit on PE days.
- **Our uniform provider is 'Lollipops' at Berwick Hills**. Prices can be found in your Early Years Foundation Stage Prospectus.
- In the Autumn to allow us use our outdoor area in all weathers, please send in a pair of wellies if possible.



School Lunches



A menu can be found on the school website.

www.theavenueprimaryschool.co.uk

Click on the **'about'** tab at the top of the page.

Then click **'the school day and meals'** from the drop down menu



Reminders



The children will continue to have access to the **outdoor area**. Please ensure they bring a coat and suitable footwear for using it.

The children are able to bring a water bottle. **Water only, no juice**. Please ensure water bottles are made of a suitable material (no glass). Daily water challenge.

Wow moment templates are in the cloakrooms (to be completed at home)

Please can all children bring spare clothes, including shoes with them to keep at school on their peg.

Parkway



- Parkway offer breakfast and after school club to children at The Avenue Primary School. We work closely with the Parkway staff to ensure care is consistent in all areas.
- If you would like information about Parkway please contact Kirsty Richardson onthavenueparkwaydaynursery@outlook.com

Contact details



• *School website:*

• www.theavenueprimaryschool.co.uk

• *Email:*

• avenueprimary@mcschools.org.uk

• *Twitter:*

• [@AvenuePrimaryUK](https://twitter.com/AvenuePrimaryUK)

• *Phone number:*

• (01642) 318510



We cannot wait to
see you in
September !